

EF20

POWER FERRITE SWITCHING TRANSFORMERS

SIZE EF20

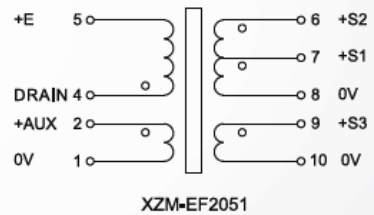
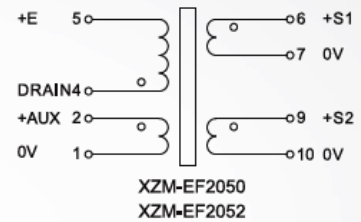
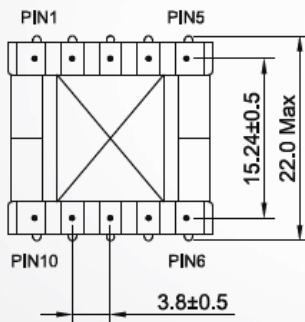
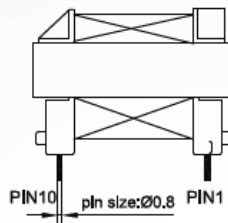
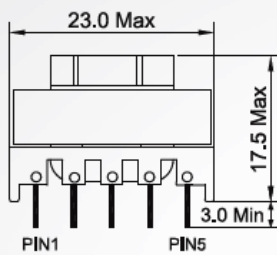
2 or 3 OUTPUTS: 5/5v or 12/12v or 3.3+5/12v

PIN 3 Removed
PCB Hole Diameter=1.2mm

Part NO	Output Power Maximum	Windings					Ambient Temperature	Frequency
			Pins	Voltage	Current Maximum	Inductance (+/-10%)		
XZM-EF2050	24w	Pri	4-5	185-265Vrms	1.0Apeak	1000μH	< 50°C	132KHZ
		Aux	2-1	11-18Vdc	0.3Adc			
		S1	6-7	9-15Vdc	1.5Adc			
		S2	9-10	9-15Vdc	1.5Adc			
XZM-EF2051	20w	Pri	4-5	185-265Vrms	0.9Apeak	1100μH	< 50°C	132KHZ
		Aux	2-1	15Vdc	0.3Adc			
		S1	7-8	3.3Vdc	3Adc			
		S2	6-8	5Vdc	SumS1+S2			
		S3	9-10	12Vdc	1.3Adc			
XZM-EF2052	20w	Pri	4-5	185-265Vrms	0.85Apeak	1300μH	< 50°C	132KHZ
		Aux	2-1	7-18Vdc	0.3Adc			
		S1	6-7	3-7.5Vdc	2.0Adc			
		S2	9-10	3-7.5Vdc	2.0Adc			

OUTLINE DIMENSIONS

SCHEMATIC



PCB Hole Diameter=1.2mm